

Please check the examination details below before entering your candidate information

Candidate surname					Other names				
Centre Number					Candidate Number				
<input type="text"/>	<input type="text"/>	<input type="text"/>	<input type="text"/>	<input type="text"/>	<input type="text"/>	<input type="text"/>	<input type="text"/>	<input type="text"/>	
<b>Pearson Edexcel International Advanced Level</b> <b>Thursday 18 January 2024</b>									
Afternoon (Time: 1 hour 20 minutes)					Paper reference		<b>WCH16/01</b>		
<b>Chemistry</b> <b>International Advanced Level</b> <b>UNIT 6: Practical Skills in Chemistry II</b>									
<b>You must have:</b> Scientific calculator, ruler								Total Marks	

### Instructions

- Use **black** ink or ball-point pen.
- If pencil is used for diagrams/sketches/graphs it must be dark (HB or B).
- **Fill in the boxes** at the top of this page with your name, centre number and candidate number.
- Answer **all** questions.
- Answer the questions in the spaces provided  
– *there may be more space than you need.*

### Information

- The total mark for this paper is 50.
- The marks for **each** question are shown in brackets  
– *use this as a guide as to how much time to spend on each question.*
- You will be assessed on your ability to organise and present information, ideas, descriptions and arguments clearly and logically, including your use of grammar, punctuation and spelling.
- A Periodic Table is printed on the back cover of this paper.

### Advice

- Read each question carefully before you start to answer it.
- Show all your working in calculations and include units where appropriate.
- Try to answer every question.
- Check your answers if you have time at the end.

Turn over ►

P74326A

©2024 Pearson Education Ltd.  
S:1/1/



  
Pearson

**Answer ALL the questions. Write your answers in the spaces provided.**

- 1** A student carried out some tests on four aqueous solutions, labelled **A**, **B**, **C** and **D**. Each solution contained one cation and one anion.

(a) Complete the table.

	Test	Observation	Inference	
(i)	Dilute aqueous ammonia was added drop-by-drop to 4 cm <sup>3</sup> of <b>A</b> until there was no further change	A pale blue precipitate formed which dissolved to give a deep blue solution	The cation in <b>A</b> is .....	(1)
(ii)	Dilute aqueous ammonia was added drop-by-drop to 4 cm <sup>3</sup> of <b>B</b> until there was no further change	A white precipitate formed with the first few drops  This precipitate dissolved in excess ammonia to give a colourless solution	The <b>formula</b> of the white precipitate is .....  The <b>formula</b> of the complex <b>ion</b> which forms in the colourless solution is .....	(2)
(iii)	Dilute aqueous sodium hydroxide was added drop-by-drop to 4 cm <sup>3</sup> of <b>C</b> until there was no further change	..... ..... ..... .....	The cation in <b>C</b> is Fe <sup>3+</sup>	(2)
(iv)	Dilute aqueous sodium hydroxide was added drop-by-drop to 4 cm <sup>3</sup> of <b>D</b> until there was no further change	An off-white precipitate formed which did not dissolve in excess but darkened when left to stand	The cation in <b>D</b> is .....	(1)

- (v) Name the type of reaction which results in the darkening of the off-white precipitate in (a)(iv).

(1)



DO NOT WRITE IN THIS AREA

DO NOT WRITE IN THIS AREA

DO NOT WRITE IN THIS AREA

- (b) Adding dilute nitric acid followed by aqueous silver nitrate to **A** and **B** resulted in both forming precipitates.

The student was not certain, but suggested that the anion in **A** was the chloride ion and the anion in **B** was the bromide ion.

State why the student was not certain and outline a further test which could be carried out to confirm the presence of both these anions.

(3)

.....

.....

.....

.....

.....

.....

- (c) The student tested for the anion in **C** by adding acidified barium nitrate solution and observed a white precipitate.

Give the **formula** of the compound in solution **C**.

(1)

.....

- (d) The student researched further tests for the anion present in **D**.

A test was found which involved the addition of sodium hydroxide solution followed by aluminium and then heating strongly.

Ammonia gas was given off.

Suggest a possible **anion** present in **D**.

(1)

.....

(Total for Question 1 = 12 marks)

.....



2 This question is about the identification of four different organic compounds, **W**, **X**, **Y** and **Z**. The molecules of each compound contain a total of **three** carbon atoms and only **one** functional group.

(a) A sample of **W** gave a positive result with Tollens' reagent.

Give the positive result and the displayed formula of **W**.

(2)

DO NOT WRITE IN THIS AREA

DO NOT WRITE IN THIS AREA

DO NOT WRITE IN THIS AREA

(b) A sample of **X** produced a sweet-smelling substance when warmed with ethanoic acid and a few drops of concentrated sulfuric acid.

(i) **Name the functional group** in **X** identified by this test.

(1)

(ii) There are only two peaks in the  $^{13}\text{C}$  NMR spectrum of **X**.

Draw the displayed formula of **X**, labelling the carbon environments.

(2)



DO NOT WRITE IN THIS AREA

DO NOT WRITE IN THIS AREA

DO NOT WRITE IN THIS AREA

(c) A sample of **Y** gave a positive result when warmed with an alkaline solution of iodine.

(i) Give **two** observations of a positive result from this test.

(2)

(ii) Identify **Y** by name or formula.

(1)

(d) A sample of **Z** produced bubbles when sodium carbonate solution was added.

Draw the **displayed** formula of **Z**, showing all the bonds.

(1)

(Total for Question 2 = 9 marks)



- 3 A student was given a  $0.0200 \text{ mol dm}^{-3}$  solution of ammonium vanadate(V) and asked to prepare solutions containing vanadium ions in different oxidation states, and then to confirm the results.

The student decided to use the three different reducing agents shown.

zinc

sulfur dioxide

tin

- (a) The student pipetted  $25.0 \text{ cm}^3$  of the vanadate(V) solution into a flask and added about  $60 \text{ cm}^3$  of  $1 \text{ mol dm}^{-3}$  sulfuric acid.

About 5 g of granulated zinc was added to the flask.

Cotton wool was used to stopper the flask, which was heated and gently boiled for 30 minutes.

- (i) Suggest why only an approximate volume of sulfuric acid was used.

(1)

- (ii) The cotton wool helps to prevent the reoxidation of the vanadium and to allow the escape of hydrogen gas.

State why hydrogen gas was produced.

You may include an equation in your answer.

(1)

- (iii) Give a possible reason why the flask was heated.

(1)





(c) After using tin as the reducing agent, the student carried out a titration with acidified potassium manganate(VII) to find out how far the vanadium had been reduced.

(i) State a suitable method to remove the unreacted tin.

(1)

(ii) Information about the experiment is shown.

- $25.0 \text{ cm}^3$  of  $0.0200 \text{ mol dm}^{-3}$  ammonium vanadate(V) was reduced by tin
- $20.00 \text{ cm}^3$  of  $0.0100 \text{ mol dm}^{-3}$  potassium manganate(VII) was required to oxidise the vanadium back to its original oxidation state
- the manganate(VII) half-equation is  
$$\text{MnO}_4^- + 8\text{H}^+ + 5\text{e}^- \rightarrow \text{Mn}^{2+} + 4\text{H}_2\text{O}$$

Deduce the vanadium ion oxidation state after the reduction by tin.  
You must show your working.

(4)





(iii) Explain the effect on the titre of leaving the tin in the reaction mixture.

(2)

.....

.....

.....

.....

**(Total for Question 3 = 15 marks)**

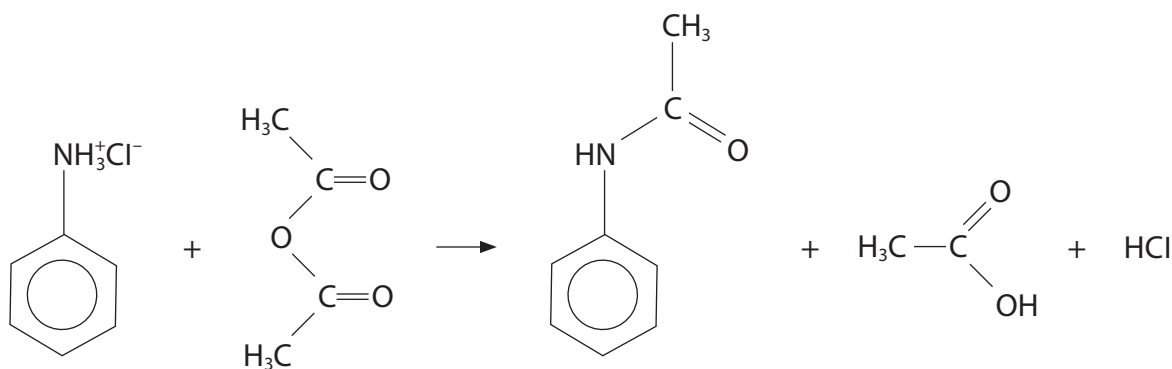
DO NOT WRITE IN THIS AREA

DO NOT WRITE IN THIS AREA

DO NOT WRITE IN THIS AREA



- 4 This question is about the preparation of phenylethanamide by the reaction between phenylammonium chloride and ethanoic anhydride.



### Data







Compound	Molar mass / g mol <sup>-1</sup>	Density of liquid / g cm <sup>-3</sup>	Melting temperature / °C
phenylammonium chloride	129.5	–	196–198
ethanoic anhydride	102.0	1.08	–
phenylethanamide	135.0	–	113–115

### Outline procedure

- Step 1** Dissolve 1.0 g of phenylammonium chloride in 30 cm<sup>3</sup> of deionised water in a conical flask.
- Step 2** Dissolve 6.0 g of sodium ethanoate in 25 cm<sup>3</sup> of deionised water in a separate conical flask.
- Step 3** Carefully add 2.0 cm<sup>3</sup> of ethanoic anhydride to the phenylammonium chloride solution and stir until all the ethanoic anhydride has dissolved. Then add the solution of sodium ethanoate and continue to stir for a further 3 minutes.
- Step 4** Collect the impure sample of phenylethanamide by filtration under reduced pressure.
- Step 5** Recrystallise the phenylethanamide using deionised water.
- Step 6** Determine the melting temperature of the crystals of phenylethanamide.



- (a) The use of phenylammonium chloride is preferred to the use of phenylamine in this preparation.

Compound	State at room temperature	Hazard symbols
phenylamine	liquid	   
phenylammonium chloride	solid	 

Suggest, by referring to **both** columns of data in the table, **two** reasons why it is preferable to use phenylammonium chloride.

(2)

.....

.....

.....

.....

.....

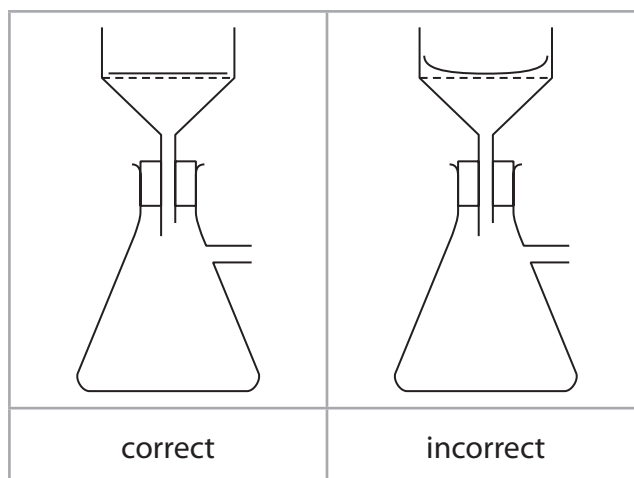
- (b) Show, by calculation, that ethanoic anhydride is in excess in this preparation.

(3)



(c) In Step 4, a Büchner flask and funnel were used for suction filtration.

- (i) The filter paper used should fit in the funnel and lie flat on the base of the Büchner funnel rather than curl up the sides of the funnel.



Explain why it is important to place the filter paper in this way.

(2)

- (ii) Explain why the solid collected in Step 4 is washed with a **small volume** of **cold** water.

(2)

DO NOT WRITE IN THIS AREA

DO NOT WRITE IN THIS AREA

DO NOT WRITE IN THIS AREA

- (d) In Step **5** the recrystallisation of phenylethanamide involves hot filtration. State the purpose of this filtration.

(1)

---

---

---

- (e) Give the **two** effects of impurities on the melting temperature range of phenylethanamide.

(1)

---

---

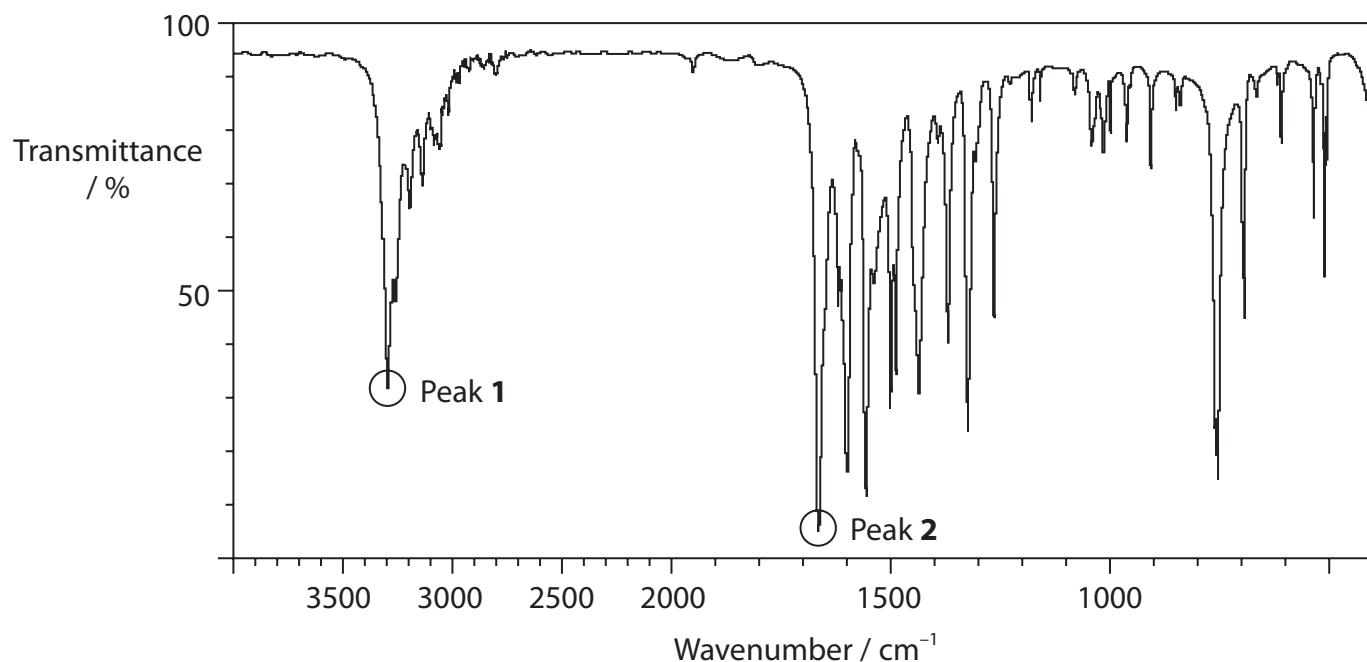
---

---



- (f) An infrared spectrum of phenylethanamide and an infrared spectrum of phenylamine were obtained.

One of these two spectra is shown with two peaks circled.



Infrared data for some organic functional groups are shown.

Group	Wavenumber range / $\text{cm}^{-1}$
N—H stretching vibrations	
Amine	3500–3300
Amide	3500–3140
C=O stretching vibrations	
Amides	1700–1630
Carboxylic acid, anhydrides	1850–1800 and 1790–1740
Ketones, alkyl	1720–1700



Explain why Peak **1** cannot be used to identify the spectrum as being produced by phenylethanamide but Peak **2** can.  
Include reference to the infrared data in your answer.

(3)

(Total for Question 4 = 14 marks)

**TOTAL FOR PAPER = 50 MARKS**

DO NOT WRITE IN THIS AREA

DO NOT WRITE IN THIS AREA

DO NOT WRITE IN THIS AREA





# The Periodic Table of Elements

1	2	3	4	5	6	7	0 (8)
							(18)
		<div>1.0 H hydrogen 1</div>					
		<div>4.0 He helium 2</div>					
<div>Key</div>							
		<div>relative atomic mass atomic symbol name atomic (proton) number</div>					
(1)	(2)						
6.9 Li lithium 3	9.0 Be beryllium 4						
23.0 Na sodium 11	24.3 Mg magnesium 12						
39.1 K potassium 19	40.1 Ca calcium 20						
85.5 Rb rubidium 37	87.6 Sr strontium 38						
132.9 Cs caesium 55	137.3 Ba barium 56						
[223] Fr francium 87	[226] Ra radium 88						
<div>Elements with atomic numbers 112-116 have been reported but not fully authenticated</div>							
<div>* Lanthanide series</div>							
<div>* Actinide series</div>							
140 Ce cerium 58	141 Pr praseodymium 59	144 Nd neodymium 60	147 Pm promethium 61	150 Sm samarium 62	152 Eu europium 63	157 Gd gadolinium 64	159 Tb terbium 65
163 Dy dysprosium 66	165 Ho holmium 67	167 Er erbium 68	169 Tm thulium 69	173 Yb ytterbium 70	175 Lu lutetium 71		
232 Th thorium 90	[231] Pa protactinium 91	238 U uranium 92	[237] Np neptunium 93	[242] Pu plutonium 94	[243] Am americium 95	[247] Cm curium 96	[251] Bk berkelium 97
[254] Es einsteinium 99	[253] Fm fermium 100	[256] Md mendelevium 101	[254] No nobelium 102	[257] Lr lawrencium 103			

DO NOT WRITE IN THIS AREA

DO NOT WRITE IN THIS AREA

DO NOT WRITE IN THIS AREA

